





































PIGMENTO

QC MORE⁺

PIGMENTO


COLORI NCS E STUCCHI
NCS COLOR AND GROUTS



Colori Colours	Colori NCS NCS Colours	Stucchi Consigliati Suggested Grouts		
		KERAKOLL	MAPEI	LATICRETE
 Bianco	NCS S 1002-G50Y	 FUGABELLA COLOR 04	 MOON WHITE 103	 BRIGHT WHITE 44
 Grigio	NCS S 2500-N	 FUGABELLA COLOR 06	 SILVER GREY 111	 SMOKE GREY 89
 Fango	NCS S 4500-N	 FUGABELLA COLOR 09	 CEMENT GREY 113	 DUSTY GREY 60
 Azzurro	NCS S 4010-R90B	 FUGABELLA COLOR 14	 CASTLE GREY 125	 SLATE GREY 91
 Blu	NCS S 6010-R90B	 FUGABELLA COLOR 16	 STEEL BLUE 169	 CHAMBRAY 37
 Nero	NCS S 7000-N	 FUGABELLA COLOR 11	 LONDON GREY 119	 RAVEN 45
 Beige	NCS S 2005-Y30R	 FUGABELLA COLOR 43	 ANCIENT WHITE 123	 LIGHT PEWTER 90
 Ocra	NCS S 2030-Y20R	 FUGABELLA COLOR 29	 ALMOND 138	 TOASTED ALMOND 52
 Terra	NCS S 4030-Y60R	 FUGABELLA COLOR 41	 TERRA DI SIENA 145	 COPPER BEECH 36
 Verde	NCS S 4010-B70G	 FUGABELLA COLOR 19	 SAGE 177	 PLATINUM 42
 Malva	NCS S 4010-R10B	 FUGABELLA COLOR 50	 SPELT 189	 SAND STONE 34


PIGMENTO BIANCO

SCHEMI DI POSA CONSIGLIATI
SUGGESTED LAYING SCHEMES




100% BIANCO

FUGABELLA COLOR 04



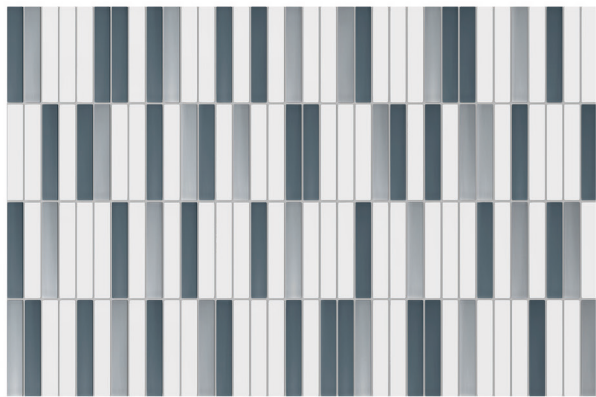
25% BIANCO | 25% NERO | 25% FANGO | 25% GRIGIO

FUGABELLA COLOR 06



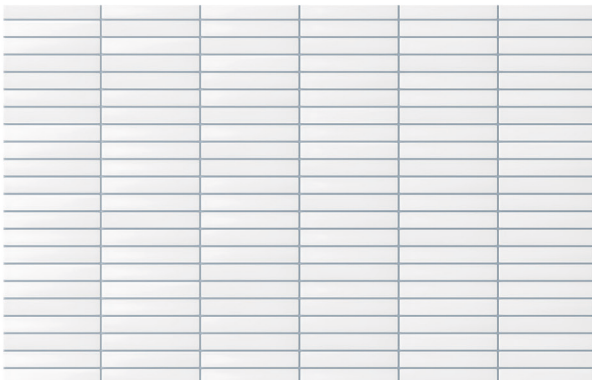
100% BIANCO

FUGABELLA COLOR 50




55% BIANCO | 25% AZZURRO | 20% BLU

FUGABELLA COLOR 06




100% BIANCO

FUGABELLA COLOR 14



65% BIANCO | 35% MALVA

FUGABELLA KERAKOLL 04



100% BIANCO

FUGABELLA COLOR 11




75% BIANCO | 25% TERRA

FUGABELLA COLOR 04


PIGMENTO GRIGIO

SCHEMI DI POSA CONSIGLIATI
SUGGESTED LAYING SCHEMES




100% GRIGIO

FUGABELLA COLOR 06




25% GRIGIO | 25% FANGO | 25% NERO | 25% VERDE

FUGABELLA COLOR 06




100% GRIGIO

FUGABELLA COLOR 29




55% GRIGIO | 25% FANGO | 20% BIANCO

FUGABELLA COLOR 06




100% GRIGIO

FUGABELLA COLOR 14



65% GRIGIO | 35% MALVA

FUGABELLA COLOR 06



100% GRIGIO

FUGABELLA COLOR 16




75% GRIGIO | 25% BIANCO

FUGABELLA COLOR 06


PIGMENTO FANGO

SCHEMI DI POSA CONSIGLIATI
SUGGESTED LAYING SCHEMES




100% FANGO

FUGABELLA COLOR 09



25% FANGO | 25% BIANCO | 25% GRIGIO | 25% MALVA

FUGABELLA COLOR 06



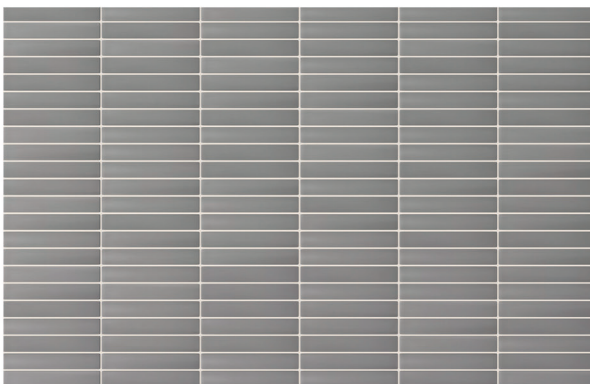
100% FANGO

FUGABELLA COLOR 29



55% FANGO | 25% AZZURRO | 20% NERO

FUGABELLA COLOR 06




100% FANGO

FUGABELLA COLOR 43



65% FANGO | 35% BEIGE

FUGABELLA COLOR 09



100% FANGO

FUGABELLA COLOR 04




75% FANGO | 25% NERO

FUGABELLA COLOR 09


PIGMENTO NERO

SCHEMI DI POSA CONSIGLIATI
SUGGESTED LAYING SCHEMES




100% NERO

FUGABELLA COLOR 11




25% NERO | 25% TERRA | 25% BIANCO | 25% FANGO

FUGABELLA COLOR 06



100% NERO

FUGABELLA COLOR 41



55% NERO | 25% MALVA | 20% GRIGIO

FUGABELLA COLOR 06




100% NERO

FUGABELLA COLOR 16



65% NERO | 35% OCRA

FUGABELLA COLOR 11



100% NERO

FUGABELLA COLOR 43




75% NERO | 25% BIANCO

FUGABELLA COLOR 09


PIGMENTO MALVA

SCHEMI DI POSA CONSIGLIATI
SUGGESTED LAYING SCHEMES




100% MALVA

FUGABELLA COLOR 50




25% MALVA | 25% BIANCO | 25% GRIGIO | 25% AZZURRO

FUGABELLA COLOR 06



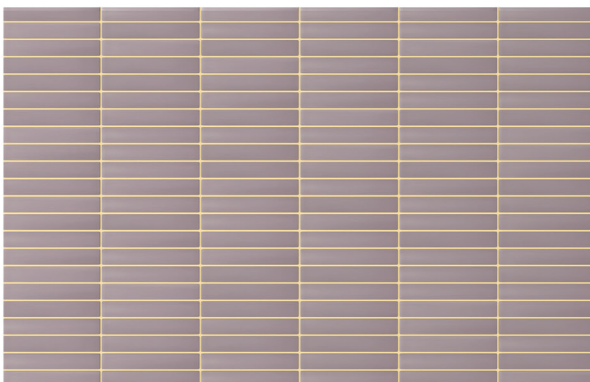
100% MALVA

FUGABELLA COLOR 14



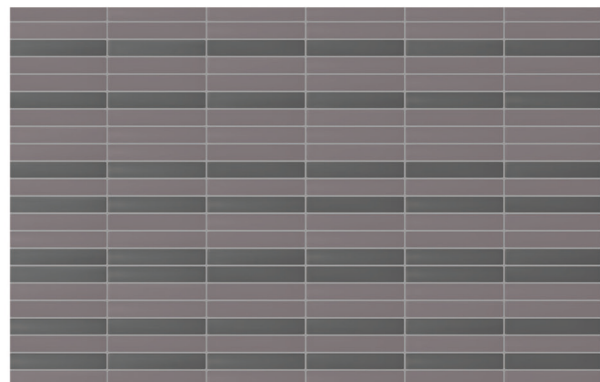
55% MALVA | 25% GRIGIO | 20% BIANCO

FUGABELLA COLOR 06




100% MALVA

FUGABELLA COLOR 29




65% MALVA | 35% NERO

FUGABELLA COLOR 06



100% MALVA

FUGABELLA COLOR 04




75% MALVA | 25% OCRA

FUGABELLA COLOR 06


PIGMENTO BEIGE

SCHEMI DI POSA CONSIGLIATI
SUGGESTED LAYING SCHEMES




100% BEIGE

FUGABELLA COLOR 43




25% BEIGE | 25% BIANCO | 25% OCRA | 25% FANGO

FUGABELLA COLOR 06



100% BEIGE

FUGABELLA COLOR 19




55% BEIGE | 25% BIANCO | 20% GRIGIO

FUGABELLA COLOR 06




100% BEIGE

FUGABELLA COLOR 41



65% BEIGE | 35% BIANCO

FUGABELLA COLOR 06



100% BEIGE

FUGABELLA COLOR 16




75% BEIGE | 25% NERO

FUGABELLA COLOR 06


PIGMENTO OCRA

SCHEMI DI POSA CONSIGLIATI
SUGGESTED LAYING SCHEMES




100% OCRA

FUGABELLA COLOR 29




25% OCRA | 25% BIANCO | 25% GRIGIO | 25% AZZURRO

FUGABELLA COLOR 06




100% OCRA

FUGABELLA COLOR 14




55% OCRA | 25% BIANCO | 20% BEIGE

FUGABELLA COLOR 06




100% OCRA

FUGABELLA COLOR 09




65% OCRA | 35% GRIGIO

FUGABELLA COLOR 06



100% OCRA

FUGABELLA COLOR 04




75% OCRA | 25% TERRA

FUGABELLA COLOR 06


PIGMENTO TERRA

SCHEMI DI POSA CONSIGLIATI
SUGGESTED LAYING SCHEMES




100% TERRA

FUGABELLA COLOR 41




25% TERRA | 25% OCRA | 25% BEIGE | 25% BIANCO

FUGABELLA COLOR 06




100% TERRA

FUGABELLA COLOR 16




55% TERRA | 25% BIANCO | 20% GRIGIO

FUGABELLA COLOR 06




100% TERRA

FUGABELLA COLOR 43




65% TERRA | 35% BEIGE

FUGABELLA COLOR 06



100% TERRA

FUGABELLA COLOR 19




75% TERRA | 25% BLU

FUGABELLA COLOR 06


PIGMENTO VERDE

SCHEMI DI POSA CONSIGLIATI
SUGGESTED LAYING SCHEMES




100% VERDE

FUGABELLA COLOR 19




25% VERDE | 25% BIANCO | 25% GRIGIO | 25% FANGO

FUGABELLA COLOR 06




100% VERDE

FUGABELLA COLOR 41




55% VERDE | 25% OCRA | 20% BEIGE

FUGABELLA COLOR 06




100% VERDE

FUGABELLA COLOR 43




65% VERDE | 35% BIANCO

FUGABELLA COLOR 06



100% VERDE

FUGABELLA COLOR 04




75% VERDE | 25% TERRA

FUGABELLA COLOR 19


PIGMENTO AZZURRO

SCHEMI DI POSA CONSIGLIATI
SUGGESTED LAYING SCHEMES




100% AZZURRO

FUGABELLA COLOR 14




25% AZZURRO | 25% BIANCO | 25% GRIGIO | 25% FANGO

FUGABELLA COLOR 06



100% AZZURRO

FUGABELLA COLOR 16



55% AZZURRO | 25% BIANCO | 20% VERDE

FUGABELLA COLOR 06




100% AZZURRO

FUGABELLA COLOR 41




65% AZZURRO | 35% BLU

FUGABELLA COLOR 06



100% AZZURRO

FUGABELLA COLOR 04




75% AZZURRO | 25% GRIGIO

FUGABELLA COLOR 06


PIGMENTO BLU

SCHEMI DI POSA CONSIGLIATI
SUGGESTED LAYING SCHEMES




100% BLU

FUGABELLA COLOR 16




25% BLU | 25% AZZURRO | 25% GRIGIO | 25% BIANCO

FUGABELLA COLOR 06



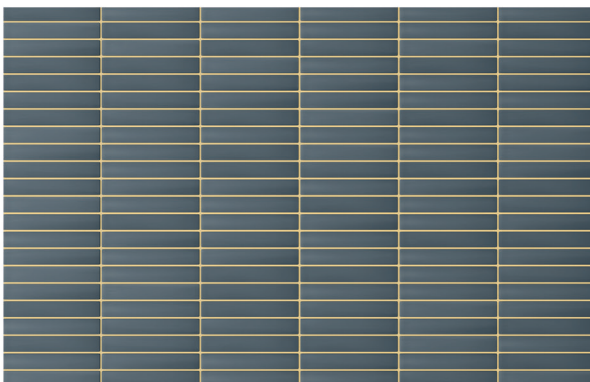
100% BLU

FUGABELLA COLOR 41




55% BLU | 25% AZZURRO | 20% GRIGIO

FUGABELLA COLOR 06




100% BLU

FUGABELLA COLOR 29




65% BLU | 35% BIANCO

FUGABELLA COLOR 06



100% BLU

FUGABELLA COLOR 43



75% BLU | 25% OCRA

FUGABELLA COLOR 06

PIGMENTO

INFORMAZIONI GENERALI
GENERAL INFO



Informazioni | Info

Gres porcellanato
Porcelain stoneware



V3

Stonizzato
Shade variation



Matt
Matt

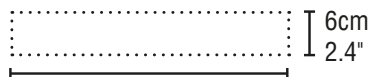


43%

Materiale riciclato
Recycled Content

Dimensioni | Sizing

Piastrelle non rettificate soggette a lievi differenze di calibro.
Non-rectified tiles subject to slight differences in calibre.
Carreaux non rectifiés pouvant comporter de légères différences de calibre.



37cm
14.5"

8MM

Fuga | Joint

Fuga minima 3mm. Compensare differenze di calibro con la fuga.
Minimum 3mm joint. Compensate for differences in caliber with the joint.
Joint d'au moins 3mm. Compenser les différences de calibre avec le joint.

N.B.: Per la posa ottimale di piastrelle non rettificate, dello stesso o di diverso formato, di colori e/o finiture differenti lucido/matt, è sempre opportuno compensare differenze di calibro con la fuga.

N.B.: Per la posa ottimale di piastrelle non rettificate, dello stesso o di diverso formato, di colori e/o finiture differenti lucido/matt, è sempre opportuno compensare differenze di calibro con la fuga.

N.B.: Per la posa ottimale di piastrelle non rettificate, dello stesso o di diverso formato, di colori e/o finiture differenti lucido/matt, è sempre opportuno compensare differenze di calibro con la fuga.

Imballi | Packing

ARTICOLO ITEM	FORMATO SIZE	SCATOLA BOX			PALLET PALLET			
		PZ	MQ	KG	BOX	PZ	MQ	KG
Pigmento	6X37cm 2.4"x14.5"	46	1	18,90	50	2300	50	965
Pigmento lustro	6X37cm 2.4"x14.5"	6	/	2,46				

QC MORE⁺

PIGMENTO



CARATTERISTICHE TECNICHE TECHNICAL FEATURES

		GRES PORCELLANATO SMALTATO GLAZED PORCELAIN		
		NORMA standard	VALORE RICHIESTO required standards	PIGMENTO
DIMENSIONI dimensions	LUNGHEZZA E LARGHEZZA length and width	UNI-EN ISO 10545-2	± 0.6%	CONFORME compliant
	SPESSORE thickness	UNI-EN ISO 10545-2	± 5%	CONFORME compliant
	RETTILINEITÀ DEGLI SPIGOLI straightness of sides	UNI-EN ISO 10545-2	± 0.5%	CONFORME compliant
	ORTOGONALITÀ rectangularity	UNI-EN ISO 10545-2	± 0.5%	CONFORME compliant
	PLANARITÀ - CURVATURA DEL CENTRO surface flatness – centre curvature	UNI-EN ISO 10545-2	± 0.5%	CONFORME compliant
	PLANARITÀ - CURVATURA DELLO SPIGOLO surface flatness – edge curvature	UNI-EN ISO 10545-2	± 0.5%	CONFORME compliant
	PLANARITÀ - SVERGOLAMENTO surface flatness – warpage	UNI-EN ISO 10545-2	± 0.5%	CONFORME compliant
RESISTENZA ALLA FLESSIONE bending strenght	CARICO DI ROTTURA breaking strenght	UNI-EN ISO 10545-4	> 1300 N (≥ 7,5 MM) > 700 N (< 7,5 MM)	CONFORME compliant
	MODULO DI ROTTURA modulus of rupture	UNI-EN ISO 10545-4	> 35 N/MM² (≥ 7,5 MM)	CONFORME compliant
	RESISTENZA ALL'ABRASIONE DELLE PIASTRELLE SMALTATE resistance to abrasion of glazed tiles	UNI-EN ISO 10545-7	-	PEI 3: COLORI CHIARI pei 3: light colors PEI 2: COLORI SCURI pei 2: dark colors
	ASSORBIMENTO D'ACQUA water absorption	UNI-EN ISO 10545-3	≤ 0,5 %	CONFORME compliant
	RESISTENZA DEI COLORI ALLA LUCE colour resistance to light	DIN 51094	-	RESISTENTE resistant
	COEFFICIENTE DI DILATAZIONE TERMICA LINEARE (100° C) linear thermal expansion coefficient (100° C)	UNI-EN ISO 10545-8	-	METODO DISPONIBILE test method available
	RESISTENZA AGLI SBALZI TERMICI thermal shock resistance	UNI-EN ISO 10545-9	-	RESISTENTE resistant
	RESISTENZA AL GELO frost resistance	UNI-EN ISO 10545-12	-	RESISTENTE resistant
	RESISTENZA AL CAVILLO crazing resistance	UNI-EN ISO 10545-11	-	RESISTENTE resistant
	RESISTENZA ALLE MACCHIE resistance to stains	UNI-EN ISO 10545-14	CLASSE 3 MIN.	CLASSE 5 Class 5
	RESISTENZA CHIMICA chemical resistance	UNI-EN ISO 10545-13	GB MIN.	GARANTITA guaranteed (GA GLA GHA)
	PIOMBO E CADMIO RILASCIATI lead and cadmium given off	UNI-EN ISO 10545-15	-	METODO DISPONIBILE test method available
	REAZIONE AL FUOCO reaction to fire	EN 13501-1	-	A1 _{FL} -A1
	ANGOLO CRITICO DI SLITTAMENTO slip resistance (ramp test)	DIN 51130	-	R9
	RESISTENZA ALLO SLITTAMENTO slip resistance (pendulum test)	UNI-EN ISO 16165 C	-	37WET
	RESISTENZA ALLO SLITTAMENTO slip resistance (pendulum test)	AS/NZS 4586	-	P3
	COEFFICIENTE DINAMICO DI ATTRITO SUL BAGNATO (DCOF) wet dynamic coefficient of friction (DCOF)	ANSI A137.1-BOT 3000	≥ 0.42	CONFORME compliant
	VARIAZIONE DI TONO shade variations	-	-	V3

GRES PORCELLANATO SMALTATO GLAZED PORCELAIN: Piastrelle di ceramica pressate a secco con assorbimento d'acqua Eb ≤ 0,5 %. Caratteristiche di qualità secondo i test di controllo previsti dalla norma EN14411:2013 appendice G gruppo B1a GL.
Dry-pressed ceramic tiles with water absorption Eb ≤ 0,5 %. Quality specification, according to control test of EN14411: 2013 appendix L group B1a GL.

QC MORE⁺