
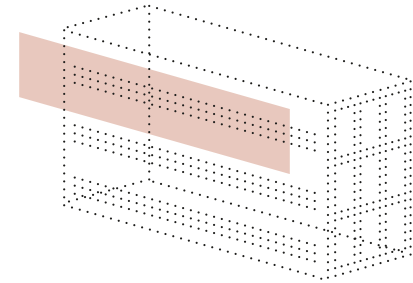


QUINTESSENZA CERAMICHE S.r.l.

Via Ghiarola Nuova, 140
41042 Fiorano(MO) Italia
tel.+39 0536 91 01 31
info@quintessenzaceramiche.it
www.quintessenzaceramiche.it

MODULO





L'idea

Dal brutalismo in poi i materiali per l'edilizia hanno perso la loro connotazione puramente funzionale, per trasformarsi direttamente in linguaggio architettonico e progettuale.

Così è nata Modulo, la collezione Quintessenza Ceramiche ispirata alle forme e alle geometrie dei materiali costruttivi di base come mattoni e laterizi, interpretati in una collezione in grés porcellanato di piccolo formato contemporanea e sofisticata, destinata a spazi residenziali e commerciali.

The Idea

From the birth of Brutalism onwards, building materials have lost their purely functional connotation and become a design and architectural style in their own right.

The same vision is true of Modulo, the Quintessenza Ceramiche collection inspired by the form and shape of basic construction materials, like bricks. Contemporary and sophisticated, these small format porcelain stoneware tiles are ideal for both residential and retail spaces.

Gres porcellanato
Porcelain stoneware

5,6X23,2CM :.....:
2.2"X9.1"

8MM ☒

Monocromatico
Monochromatic

Grandi potenzialità espressive

Per consistenza materica e per suggestioni visive
Modulo ammicca al mattone forato.

Modulo è disponibile in due strutture superficiali, una planare (Modulo Base) e una rigata (Modulo Inciso), formale omaggio al laterizio di ispirazione. Completa la collezione il decoro "Tondi", dai bottoni di smalto lucido che mimano i fori del mattone alleggerito.

Le superfici opache, assorbono la luce restituendo in purezza i cinque colori della collezione: il classico color mattone, l'elegante carbone, il grigio polvere, il bianco gesso e un intenso verde muschio.

Great expressive potential

In terms of its material texture and visual appeal,
Modulo flirts with the style of perforated bricks

Modulo is available in two surface structures, one smooth (Modulo Base) and one ribbed (Modulo Inciso), a formal tribute to the brickwork it is inspired by. The collection is completed by "Tondi" decorative tiles featuring small gloss-glaze buttons that imitate the holes in perforated bricks.

The matt surfaces of these tiles absorb light to enhance the purity of the collection's five colours: classic brick, elegant coal, powder grey, chalk white and an intense moss green.





base carbone, tondi carbone



base polvere, base carbone, tondi carbone



base mattone, inciso mattone



base gesso, base muschio, inciso muschio





base carbone, inciso carbone, base gesso



base gesso, inciso muschio






base muschio, inciso gesso




base polvere, tondi polvere



base mattone, inciso mattone



base gesso, base polvere, base carbone



base mattone, tondi mattone

gesso

pol vere

mat tone



carbone

muschi o


GISSO

SCHEMI DI POSA CONSIGLIATI SUGGESTED LAYING SCHEMES

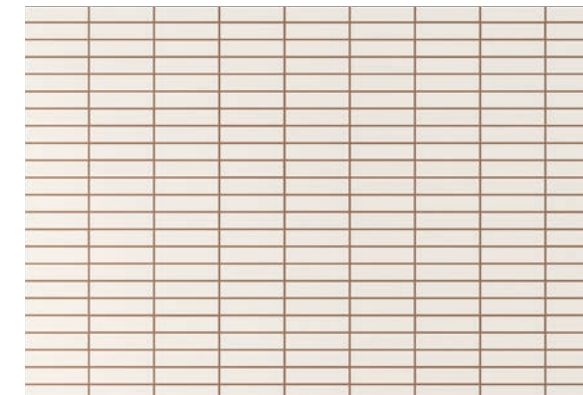
Gres porcellanato 5,6X23,2CM 8MM Monocromatico
 Porcelain stoneware 2.2"X9.1" 8MM Monochromatic




85% GESSO BASE | 15% GESSO TONDI LATICRETE SAUTERNE 18



100% GESSO INCISO LATICRETE SAUTERNE 18




100% GESSO BASE LATICRETE SALTILLO 92



57% GESSO BASE | 43% GESSO INCISO LATICRETE SAUTERNE 18



65% GESSO BASE | 20% MATTONE BASE | 15% POLVERE BASE LATICRETE LIGHT PEWTER 90



50% INCISO GESSO | 50% BASE GESSO LATICRETE SAUTERNE 18



55% GESSO BASE | 45% POLVERE BASE LATICRETE SAUTERNE 18



100% GESSO INCISO LATICRETE SAUTERNE 18

STUCCHI CONSIGLIATI SUGGESTED GROUTS


	Kerakoll	Mapei	Laticrete
TONO SU TONO TONE ON TONE	FUGABELLA COLOR 22	CREAM 290	SAUTERNE 18
A CONTRASTO CONTRASTING	FUGABELLA COLOR 35	BROWN 142	SALTILLO 92
	FUGABELLA COLOR 43	CARRIBEAN 137	LIGHT PEWTER 90
	FUGABELLA COLOR 16	TORNADO 174	CHAMBRAY 37

POLVERE

SCHEMI DI POSA CONSIGLIATI | SUGGESTED LAYING SCHEMES

Gres porcellanato
Porcelain stoneware

5,6X23,2CM
2.2"X9.1"




8MM

Monocromatico
Monochromatic



Base

MDL104M ■05



Inciso

MDL103M ■06



Tondi

MDL302M ●15

DECORO DECOR


STUCCHI CONSIGLIATI | SUGGESTED GROUTS

Kerakoll

Mapei

Laticrete

TONO SU TONO
TONE ON TONE



FUGABELLA COLOR 43



CARRIBEAN 137



LIGHT PEWTER 90

A CONTRASTO
CONTRASTING




FUGABELLA COLOR 11



BLACK 120



RAVEN 45



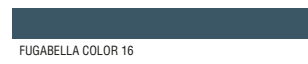
FUGABELLA COLOR 35



BROWN 142



SALTILLO 92




FUGABELLA COLOR 16



TORNADO 174



TWILIGHT BLUE 53



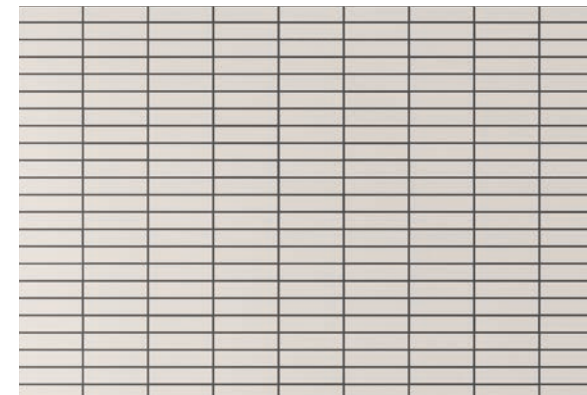
85% POLVERE BASE | 15% POLVERE TONDI

LATICRETE LIGHT PEWTER 90




100% POLVERE INCISO

LATICRETE LIGHT PEWTER 90




100% POLVERE BASE

LATICRETE RAVEN 45



57% POLVERE BASE | 43% POLVERE INCISO

LATICRETE LIGHT PEWTER 90



65% POLVERE BASE | 20% MATTONE BASE | 15% BASE GESSO

LATICRETE SALTILLO 92



50% POLVERE INCISO | 50% POLVERE BASE

LATICRETE LIGHT PEWTER 90



45% POLVERE BASE | 55% CARBONE BASE

LATICRETE LIGHT PEWTER 90



100% POLVERE INCISO


LATICRETE LIGHT PEWTER 90

MATTONI

SCHEMI DI POSA CONSIGLIATI | SUGGESTED LAYING SCHEMES

Gres porcellanato
Porcelain stoneware

5,6X23,2CM
2.2"X9.1"



8MM

Monocromatico
Monochromatic



Base

MDL106M ■05



Inciso

MDL105M ■06



Tondi

MDL303M ●15

DECORO DECOR

STUCCHI CONSIGLIATI | SUGGESTED GROUTS

Kerakoll

Mapei

Laticrete

TONO SU TONO
TONE ON TONE



FUGABELLA COLOR 35



BROWN 142



SALTILLO 92


A CONTRASTO
CONTRASTING



FUGABELLA COLOR 01



CREAM 290



SAUTERNE 18



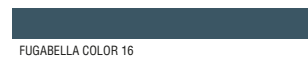
FUGABELLA COLOR 11



BLACK 120



RAVEN 45




FUGABELLA COLOR 16



TORNADO 174



CHAMBRAY 37



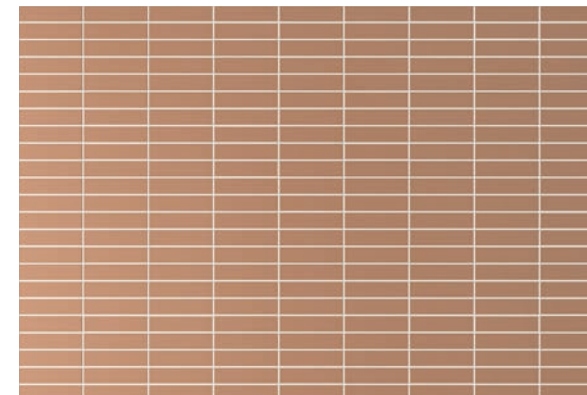
85% MATTONE BASE | 15% MATTONE TONDI

LATICRETE SALTILLO 92




100% MATTONE INCISO

LATICRETE SALTILLO 92




100% MATTONE BASE

LATICRETE SAUTERNE 18



57% MATTONE BASE | 43% MATTONE INCISO

LATICRETE SALTILLO 92



65% MATTONE BASE | 20% CARBONE BASE | 15% GESSO BASE

LATICRETE RAVEN 45




50% MATTONE INCISO | 50% MATTONE BASE

LATICRETE SALTILLO 92



55% MATTONE BASE | 45% GESSO BASE

LATICRETE SALTILLO 92



100% MATTONE INCISO


LATICRETE SALTILLO 92

CARBONE

SCHEMI DI POSA CONSIGLIATI SUGGESTED LAYING SCHEMES

Gres porcellanato
Porcelain stoneware

5,6X23,2CM
2.2"X9.1"



8MM

Monocromatico
Monochromatic



Base

MDL108M ■07



Inciso

MDL107M ■25



Tondi

MDL304M ●15

DECORO DECOR

STUCCHI CONSIGLIATI SUGGESTED GROUTS

Kerakoll

Mapei

Laticrete

TONO SU TONO
TONE ON TONE



FUGABELLA COLOR 11



BLACK 120



RAVEN 45

A CONTRASTO
CONTRASTING




FUGABELLA COLOR 22



CREAM 290



SAUTERNE 18



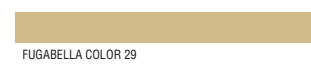
FUGABELLA COLOR 43



CARRIBEAN 137



LIGHT PEWTER 90




FUGABELLA COLOR 29



ALMOND 138



BUTTER CREAM 81



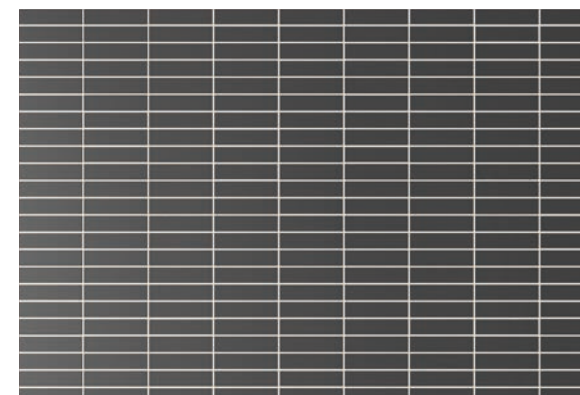
85% CARBONE BASE | 15% CARBONE TONDI

LATICRETE RAVEN 45




100% CARBONE INCISO

LATICRETE RAVEN 45



100% CARBONE BASE

LATICRETE SAUTERNE 18




57% CARBONE BASE | 43% CARBONE INCISO

LATICRETE RAVEN 45




65% CARBONE BASE | 20% POLVERE BASE | 15% MUSCHIO BASE

LATICRETE LIGHT PEWTER 90



50% CARBONE INCISO | 50% CARBONE BASE

LATICRETE RAVEN 45



55% CARBONE BASE | 45% MATTONE BASE

LATICRETE RAVEN 45



100% CARBONE INCISO


LATICRETE RAVEN 45

MUSCHIO

SCHEMI DI POSA CONSIGLIATI SUGGESTED LAYING SCHEMES

Gres porcellanato
Porcelain stoneware

5,6X23,2CM
2.2"X9.1"



8MM

Monocromatico
Monochromatic



Base

MDL110M ■05



Inciso

MDL109M ■06



Tondi

MDL305M ●15

DECORO DECOR

STUCCHI CONSIGLIATI SUGGESTED GROUTS

Kerakoll

Mapei

Laticrete

TONO SU TONO
TONE ON TONE



FUGABELLA COLOR 19

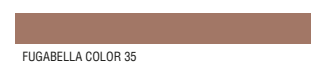


TORNADO 174



TWILIGHT BLUE 53

A CONTRASTO
CONTRASTING




FUGABELLA COLOR 35



BROWN 142



SALTILLO 92



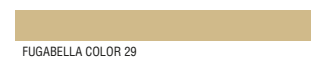
FUGABELLA COLOR 43



CARRIBEAN 137



LIGHT PEWTER 90




FUGABELLA COLOR 29



ALMOND 138



BUTTER CREAM 81




85% MUSCHIO BASE | 15% MUSCHIO TONDI

LATICRETE TWILIGHT BLUE 53



100% MUSCHIO INCISO

LATICRETE TWILIGHT BLUE 53



100% MUSCHIO BASE

LATICRETE SALTILLO 92



57% MUSCHIO BASE | 43% MUSCHIO INCISO

LATICRETE TWILIGHT BLUE 53



65% MUSCHIO BASE | 20% GESSO BASE | 15% POLVERE BASE

LATICRETE LIGHT PEWTER 90




50% MUSCHIO INCISO | 50% MUSCHIO BASE

LATICRETE TWILIGHT BLUE 53



45% MUSCHIO BASE | 55% GESSO BASE

LATICRETE TWILIGHT BLUE 53




100% MUSCHIO INCISO

LATICRETE TWILIGHT BLUE 53

La gamma cromatica della collezione Modulo è stata ideata per offrire la massima abbinabilità tra tutti i toni che la compongono. È possibile accostare i colori secondo la propria creatività, in modo praticamente illimitato. Ecco qualche esempio.


The Modulo colour range has been specifically designed so that all the different tones in the collection match. The colours can be combined according to your own creativity and in a practically infinite number of ways. Here are some examples.

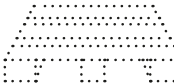


CARATTERISTICHE TECNICHE TECHNICAL FEATURES

		GRES PORCELLANATO SMALTATO glazed porcelain		
		NORMA standard	VALORE RICHIESTO required standards	MODULO
DIMENSIONI dimensions	LUNGHEZZA E LARGHEZZA length and width	UNI-EN ISO 10545-2	± 0.6%	CONFORME compliant
	SPESORE thickness	UNI-EN ISO 10545-2	± 5%	CONFORME compliant
	RETTILINEITÀ DEGLI SPIGOLI straightness of sides	UNI-EN ISO 10545-2	± 0.5%	CONFORME compliant
	ORTOGONALITÀ rectangularity	UNI-EN ISO 10545-2	± 0.5%	CONFORME compliant
	PLANARITÀ CURVATURA DEL CENTRO surface flatness – centre curvature	UNI-EN ISO 10545-2	-	-
	PLANARITÀ CURVATURA DELLO SPIGOLO surface flatness – edge curvature	UNI-EN ISO 10545-2	-	-
	PLANARITÀ SVERGOLAMENTO surface flatness – warpage	UNI-EN ISO 10545-2	± 0.5%	CONFORME compliant
RESISTENZA ALLA FLESSIONE bending strenght	CARICO DI ROTTURA breaking of rupture	UNI-EN ISO 10545-4	> 1300 N (≥ 7,5 MM) > 700 N (< 7,5 MM)	CONFORME compliant
	MODULO DI ROTTURA modulus of rupture	UNI-EN ISO 10545-4	> 35 N/MM ² (≥ 7,5 MM)	CONFORME compliant
RESISTENZA ALL'ABRASIONE DELLE PIASTRELLE SMALTATE resistance to abrasion of glazed tiles		UNI-EN ISO 10545-7	-	CLASSE 4 COLORI CHIARI CLASSE 2 COLORI SCURI class 4 light colors class 2 dark colors
ASSORBIMENTO D'ACQUA water absorption		UNI-EN ISO 10545-3	≤ 0,5 %	CONFORME compliant
RESISTENZA DEI COLORI ALLA LUCE colour resistance to light		DIN 51094	-	RESISTENTE resistant
COEFFICIENTE DI DILATAZIONE TERMICA LINEARE (100° C) linear thermal expansion coefficient (100° C)		UNI-EN ISO 10545-8	METODO DISPONIBILE test method available	METODO DISPONIBILE test method available
RESISTENZA AGLI SBALZI TERMICI thermal shock resistance		UNI-EN ISO 10545-9	-	RESISTENTE resistant
RESISTENZA AL GELO frost resistance		UNI-EN ISO 10545-12	-	RESISTENTE resistant
RESISTENZA AL CAVILLO crazing resistance		UNI-EN ISO 10545-11	-	RESISTENTE resistant
RESISTENZA ALLE MACCHIE resistance to stains		UNI-EN ISO 10545-14	CLASSE 3 MIN.	CLASSE 5 Class 5
RESISTENZA CHIMICA chemical resistance		UNI-EN ISO 10545-13	GB MIN.	GARANTITA guaranteed (GA GLA GHA)
PIOMBO E CADMIO RILASCIATI lead and cadmium given off		UNI-EN ISO 10545-15	METODO DISPONIBILE test method available	METODO DISPONIBILE test method available
REAZIONE AL FUOCO reaction to fire		EN 13501-1	-	A1 _{fl} -A1
ANGOLO CRITICO DI SLITTAMENTO slip resistance (ramp test)		DIN 51130	-	R9
RESISTENZA ALLO SLITTAMENTO slip resistance (pendulum test)		BS 7976-2	-	37 WET
RESISTENZA ALLO SLITTAMENTO slip resistance (pendulum test)		AS/NZS 4586	-	P3
COEFFICIENTE DINAMICO DI ATTRITO SUL BAGNATO (DCOF) wet dynamic coefficient of friction (DCOF)		ANSI A137.1 - BOT 3000	≥ 0.42	CONFORME compliant
VARIAZIONE DI TONO shade variations		-	-	V1

IMBALLI PACKING

ARTICOLO ITEM	FORMATO SIZE	PZ	MQ	KG	SCATOLA BOX
modulo base	5.6x23.2cm 2.2"x9.1"	40	0,52	9,80	
modulo inciso	5.6x23.2cm 2.2"x9.1"	36	0,47	8,90	
modulo tondi	5.6x23.2cm 2.2"x9.1"	4	/	1	

ARTICOLO ITEM	FORMATO SIZE	BOX	PZ	MQ	KG	PALLET PALLET
modulo base	5.6x23.2cm 2.2"x9.1"	95	3.800	49,40	951	
modulo inciso	5.6x23.2cm 2.2"x9.1"	95	3.420	44,65	865,50	

GRES PORCELLANATO SMALTATO GLAZED PORCELAIN

Piastrelle di ceramica pressate a secco con assorbimento d'acqua Eb ≤ 0,5 %. Caratteristiche di qualità secondo i test di controllo previsti dalla norma EN14411:2013 appendice L gruppo BIa GL
Dry-pressed ceramic tiles with water absorption Eb ≤ 0,5 %. Quality specification, according to control test of EN14411:2013 appendix L group BIa GL

Colore
Colour

MATTONE

Gres porcellanato
Porcelain stoneware

Tipologia
Type

Formato
Format

Spessore
Thickness

Tipo stonizzazione
Shade variation type

Schemi di posa consigliati
Suggested laying scheme

5,6X23,2CM
2.2"X9.1"

8MM

Monocromatico
Monochromatic



Base



Inciso

DECORO DECOR



Tondi

MDL303M ●15

Codice Art.
Item Code

Codice Prezzo
Price Code

STUCCHI CONSIGLIATI
SUGGESTED GROUTS

Kerakoll

Mapei

Laticrete

TONO SU TONO
TONE ON TONE

FUGARELLA COLOR 03

BRITONE 142

SALETOLO 97

A CONTRASTO
CONTRASTING

FUGARELLA COLOR 01

CREAM 290

SALETOLO 11

FUGARELLA COI 09 11

BLACK 100

NERO 01

FUGARELLA COLOR 16

TORNADO 114

CHERRYBAY 22

Stucchi consigliati
Suggested grouts

Numero pagina
Page number

28

SCHEMI DI POSA CONSIGLIATI - SUGGESTED LAYING SCHEMES



50% MATTONE BASE | 50% MATTONE TONDI

LATICRETE SALETOLO 97



100% MATTONE INCISO

LATICRETE SALETOLO 97



100% MATTONE BASE

LATICRETE SALETOLO 97




50% MATTONE BASE | 50% MATTONE INCISO

LATICRETE SALETOLO 97



50% MATTONE BASE | 20% CERAMICHE BASE | 30% GRES BASE

LATICRETE SALETOLO 97



50% MATTONE INCISO | 50% MATTONE BASE

LATICRETE SALETOLO 97



50% MATTONE BASE | 50% GRES BASE

LATICRETE SALETOLO 97



100% MATTONE INCISO

LATICRETE SALETOLO 97

Colori / Percentuali di composizione
Colours / Composition percentages

Stucco
Grout

29

Numero pagina
Page number

CREDITS

ART DIRECTOR QC
Ramona Macchi

GRAPHIC PROJECT
discromie.com

PHOTOGRAPHY ART DIRECTION
Elodie Cavallaro

PHOTOGRAPHY
Elodie Cavallaro

STYLIST
Ilaria Baccocchi Studio

PRINTING
Spazio Stampa

SPECIAL THANKS TO:
Areti
CC Tapis
Driade
Kerakoll
Laticrete
Living Divani
Mapei
MM lampadari
Pulpo

I colori e le strutture dei prodotti fotografati sono da ritenersi puramente indicativi.
Colors and textures of photographed products must be considered merely indicative.

Le tabelle con i dati di imballo sono aggiornate al momento della stampa del catalogo, pertanto i dati indicati possono subire delle variazioni.
The tables with the packing data are updated at the catalogue printing time, therefore the listed data can be altered.